

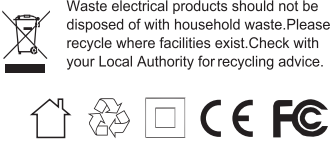


Size:150x48mm

正面

|   |   |  |
|---|---|--|
|  <p><b>MINI smart socket</b></p> | <p><b>Install APP</b></p> <ol style="list-style-type: none"> <li>1. The IOS system enters the APP store to search for "smart life" download APP (  ) or scan the QR code below to install to the mobile phone, then add the socket connection APP, which can be used.</li> <li>2. The Android system searches the software market for "smart life" downloads APP (  ) or scans the qr code below, installation can be used.</li> </ol> <p><b>OTRAVEL MINI smart socket equipment connect</b></p> <ol style="list-style-type: none"> <li>1.Insert the OTRAVEL MINI into the power supply, and open the key for 5 seconds to make the blue light flash into the connection state.</li> <li>2.Make sure your phone is connected to WIFI;</li> <li>3.Enter the mobile APP, click (  ), and add the socket;</li> <li>4.Enter WIFI password and click "next";</li> <li>5.The blue light state is switched from flash to snuff, which means the connection is successful;</li> </ol>  |  <p><b>Switch/reset key</b><br/>(Short time press is switch, long time press about 5 seconds is to restore factory setting)</p> <p>socket area</p> <p>Blue: system indicator Red: turn on/off indicator light</p> <p>Maximum current <b>10A</b></p> <p>Maximum Power <b>2200W</b></p> |
|---|---|--|

背面

|  |   |   |
|--|---|---|
| <p><b>Function Description</b></p> <ol style="list-style-type: none"> <li>1.Remote control.<br/>Can connect 2G, 3G, 4G, WIFI and other network control sockets, achieve the remote control, In China also can control United States electrical outlets.</li> <li>2. Timing function<br/>Professional timing, you can set up multiple time periods, even if no network can be executed.</li> <li>3. Multi-terminal control<br/>In the APP, it can be Shared with friends or family for control and strong viewing, making home appliances safer.</li> <li>4. Real-time feedback<br/>The mobile phone APP interface can be clearly viewed to connect the product to the open/off state, real-time monitoring of the home electricity safety.</li> <li>5 Count-down function<br/>When your device needs to be used for a while, to prevent forgetting to close the device, you can use the Count-down function to make the device more secure.</li> </ol> <p><b>Caution:</b><br/>Please do not use the rated power equipment exceeding this product. Please use the APP to connect this product before use.</p> | <p><b>Product warranty</b></p> <p>I. The following situations do not belong to the free warranty coverage, but can provide paid services:</p> <ol style="list-style-type: none"> <li>1. Failure or damage caused by failure to follow the instructions;</li> <li>2. Unauthorised repair or obvious disassembly marks;</li> <li>3. The warranty period is beyond guarantee</li> </ol> <p>The serial number or number of the product is inconsistent with the product itself</p> <ol style="list-style-type: none"> <li>5. Product damage caused by accident or person</li> <li>6. Customers send back the product problems caused by the repair.</li> <li>7. Failure or damage caused by other non-quality problems</li> </ol> <p>II. Special instructions</p> <p>Product quality issues one month guarantee, one year warranty</p> <ol style="list-style-type: none"> <li>1. After the detection of our company, we confirm the failure, and replace the same type of repair products with the same performance, no problem products;</li> <li>2.Please take care of the relevant purchase.If unavailable, the free warranty period of the product will be calculated from the date of the product.</li> </ol> <p>The distributor makes other commitments to you that are not guaranteed by our company, and our company does not bear any responsibility</p> | <p>Waste electrical products should not be disposed of with household waste.Please recycle where facilities exist.Check with your Local Authority for recycling advice.</p>  |
|--|---|---|